


**NEW!**

## ***ABMQ Multiple Bridge Mount***

The ABMQ Multiple Bridge Mount provides a quick and dependable method of supporting, routing, and protecting cables while providing maximum design flexibility. Applying one ABMQ Multiple Bridge Mount gives you the ability to route up to four cable bundles quickly with *PANDUIT* Cable Ties. The large adhesive surface area of the ABMQ provides a secure mounting method for cable bundles. Connecting two or more ABMQ Multiple Bridge Mounts provides more cable routing capabilities for complex electrical systems.

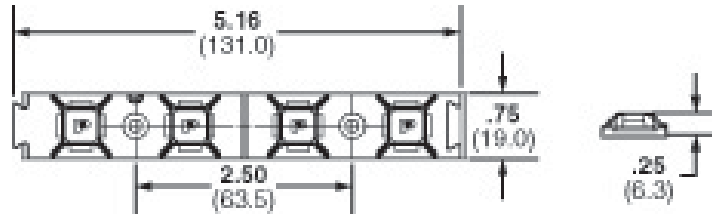


### ***Key Features***

### ***Benefits***

<b><i>Multiple cable tie bridges on one mount</i></b>	Speeds installation of cable bundles by reducing the number of mounts applied
<b><i>Dovetail connection system</i></b>	Provides a joining method to expand routing capabilities
<b><i>V-groove</i></b>	Allows for easy separation into two mounts with two bridges each for separate applications
<b><i>4-way cable tie bridge</i></b>	Allows cable bundles to be secured perpendicular to the mount for even spacing or inline to secure a bundle in multiple places
<b><i>Large adhesive surface area</i></b>	Provides long-term reliability and keeps product in place despite heavy load or high stress

# ABMQ Multiple Bridge Mount



## Ordering Information

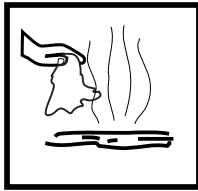
Part No.	Used with Cable Ties‡	Material	Color	Where Used	Mounting Method	Adhesive Static Load lbs. (g)	Std. Pkg. Qty.	Bulk Pkg. Qty.
ABMQS-A-Q	M, I, S	ABS	Natural	Indoors	Rubber Based	1.9(862)	25	100
ABMQS-A-Q20			Black					
ABMQS-AT-Q			Natural	Indoors/High Temp	Acrylic Based			
ABMQS-AT-Q0		Weather Resistant ABS	Black	Outdoors/High Temp				
ABMQS-S6-C0			ABS	Natural	Indoors/High Temp	#6 (M3) Screw	—	—
ABMQS-S6-C								

‡Cable Tie Cross Section Sizes: M = Miniature, I = Intermediate, S = Standard

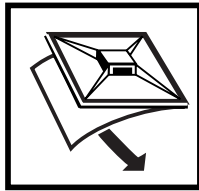
## Proper Installation Techniques



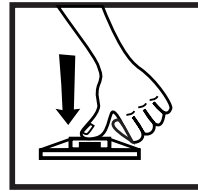
Clean surface with a clean cloth and isopropyl alcohol.




Allow surface to air dry.



Remove the release liner being careful not to touch the adhesive.



Apply full thumb pressure for at least 5 seconds.



Allow mount to properly dwell for two hours.

## Related Products

### PAN-TY® Cable Ties



- One piece construction for consistent performance and reliability
- Lowest threading force of any one-piece cable tie in the industry
- Versatile cable ties can be used in countless applications
- A wide variety of materials and colors available
- Install by hand or with *PANDUIT* cable tie installation tools

### DOME-TOP® Barb Ty Cable Ties



- Stainless steel locking barb provides consistent performance, reliability and infinite adjustability through entire bundle range
- DOME-TOP head features unique patented design with round, smooth edges
- High strength and low thread force
- Install by hand or with *PANDUIT* cable tie installation tools

## WORLDWIDE SUBSIDIARIES AND SALES OFFICES

*PANDUIT* CANADA  
Markham, Ontario  
cs-cdn@panduit.com  
Phone: 800.777.3300

*PANDUIT* EUROPE LTD.  
London, UK  
cs-emea@panduit.com  
Phone: 44.20.8601.7200

*PANDUIT* SINGAPORE PTE. LTD.  
Republic of Singapore  
cs-ap@panduit.com  
Phone: 65.6379.6700

*PANDUIT* JAPAN  
Tokyo, Japan  
cs-japan@panduit.com  
Phone: 81.3.3767.7011

*PANDUIT* LATIN AMERICA  
Jalisco, Mexico  
cs-la@panduit.com  
Phone: 52.333.666.2501

*PANDUIT* AUSTRALIA PTY. LTD.  
Victoria, Australia  
cs-aus@panduit.com  
Phone: 61.3.9794.9020

For a copy of *PANDUIT* product warranties, log on to [www.panduit.com/warranty](http://www.panduit.com/warranty)



For more information or to request a catalog

[www.panduit.com](http://www.panduit.com)

cs@panduit.com • 800-777-3300

©2005 *PANDUIT* Corp.  
ALL RIGHTS RESERVED.  
Printed in U.S.A.  
SA-ELCB05  
01/2005